


T O S S ^U P

Notice Contest
Date
Second Sunday at
Redwood School
see Map



NEWSLETTER

MARCH 1990

T.O.S. S. P.O. BOX 1955

THOUSAND OAKS, CA. 91360

A.M.A. CHARTERED CLUB #1493

EDITOR: CHUCK GRISWOLD 1646 LA JOLLA DR THOUSAND OAKS, CA. 91362

President:

Edgar Weisman
752 Camino Valles
Thousand Oaks, Ca. 91360
(805) 498-8878

Vice President:

Eric Hendrickson
2486 Chaucer Pl.
Thousand Oaks, Ca. 91362
(805) 493-4210

Secretary:

Bob Goldsmith
12792 Winter Ave.
Moorpark, Ca. 93021
(805) 529-2441

Treasurer:

Chuck Griswold
1646 La Jolla Dr.
Thousand Oaks, Ca. 91362
(805) 495 1409


Club Winches:

Art McNamee (818) 362-2822
Chuck Griswold (805) 495-1409
Myles Moran (818) 882-4687

Code-A-Phone: (805) 497-6367

Next Contest; APR8th 1990
C/D: Ed Oldenburg
Type: ???

Next Meeting: Mar 28th 1990
Place: Oaks Mall
Next to Bullocks
Hillcrest Dr. T.O.
Time 7:30 p.m.



**TOSS Minutes
2/28/90**

The meeting was called to order by President Edgar Weisman at 7:45.

There were 14 members and guests in attendance.

Treasurers Report: \$170.00

New meeting format was announced 15 min of business 2hr. of fun.

New Business: Redwood school flying site received final approval. Edgar passed out copies of our permit for members to carry with them. We have official use on Sundays — other days as available. April contest moved to Sunday. April 15th 1990. Will be flown at Redwood school.

The raffle was held and the meeting was turned into a building secession by Chuck and Myles. We completed much of a LASER slope model using a kit constructed by Chuck. a good time was had by all.

ATTENTION

**MARCH 28TH MEETING
RAFFLE WILL BE**

**AIRTRONICS 4 CHANNEL
FM. RADIO**

(duel conversion receiver)

\$10 per chance.

BE THERE!!!

Bob Goldsmith

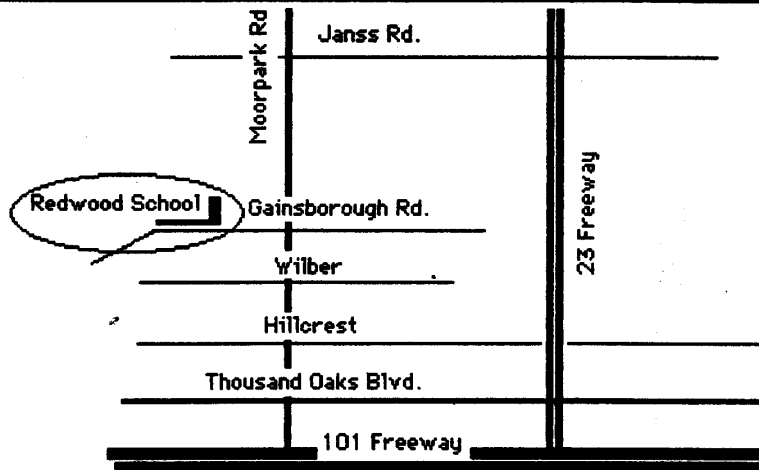
**Trivial and
Unimportant
information that
Most Members
can't do without.**

A few announcements that might be of interest.

If you don't read the minutes I'll catch you here. If you show up at the next meeting with \$10.00 it might get you a Airt-ronics radio. Be there.

Our contest has been moved to the Redwood school. The date has been changed to protect the innocent. Sooooo— If you are planning to enter the contest on **April 8th** you must first show up at the proper place. See the map below.

Our first 1990 SC squared meet is being held at Riverside April 22nd. Check out the map. Please consider car-pooling or at least caravan. Give the officers a call, we'll have a few members going. SC squared has 10 meets this year. Seven will count for high score. Let's win and have fun and cheer Ed Oldenberg on with his new RG-15 Falcon. Don't forget last year, all we needed was one



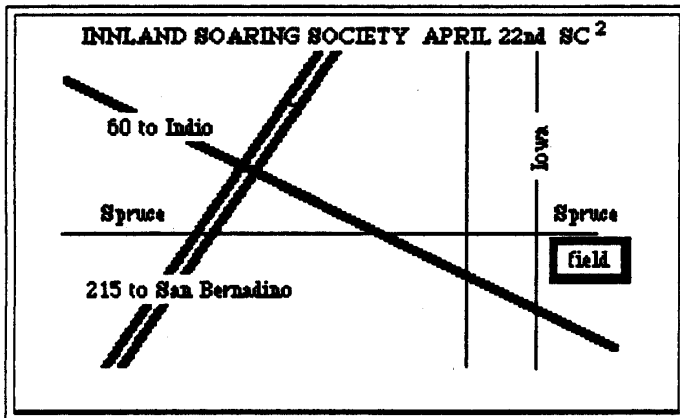


more person to show at one meet and we would have taken first team place. Oh! by the way, you might bring a glider, any glider, and fly. A wanderer and the skill with a little luck might take first place.

DUST. Sounds warm. How about Palmsprings? Dust is the

CLASSIC. April 8th and 9th. Used to be called DR. PEPPER CLASSIC. It might be a bit smaller than the Fall soaring festival in Visalia. But its a lot of fun.

By the time you read this the Masters of Soaring is histroy



Desert Union of Soaring Thermalists. They have joined SC squared this year and have invited us to join them every Sunday from 9 am to 1 pm for fun flying. If you happen to be in the area drop in. Call Dave Hall for info at 320-5814. Interstate 10 toward Indio. Turn right on Monterey Ave. left on Fred Waring Dr. left on San Pablo Ave. Field on the Right.

It might be to late to sign up for the FRESNO SOARING

and Myles had the wins to fly. Good luck Myles. Maybe I'll get mine next year.

Late flash

Terry Koplan places second at Masters with Rudderellevatorspoiler only sailplane.

Late Chuck

CVSF

News here.

None to report . Meeting April 26th Call Mike Puckett for directions. 499-9557

The Care and Feeding of Your Winch and Retriever

After using my Rahm winch and retriever for over a year I think it is time to share the ins and outs of my setup.

Your winch and retriever will only be as good as your batteries. At the present time my winch battery is a Delco Voyager Group 27 Sealed Marine Deep Cycle battery with 720 marine cranking amps and will carry a continuous 15 amp load for 5 hours. This battery will give you 80 to 100 launches when fully charged. Don't buy a smaller one!

The retriever battery is a 6 v RV/Marine Deep cycle capable of 6.5 hours of continuous use at 25 amp. This battery is a overkill, it will last through two of the 12v batteries on the winch. Don't buy a cheap 6v Volkswagon battery, it won't last. Plan on spending \$150 on both batteries if you want a reliable system.

Charging, I charge both batteries the minute I get home from the contest, with a Sears variable amp charger that goes to trickle charge when they are fully charged. I think this is extremely important to extend-



ing battery life. Don't leave them sitting in your garage all week at a discharged state and charge them up on Friday nite unless you like buying batteries. On Friday nite I trickle charge them all nite long which gives me maximum performance. My 12v doesn't need water added as it is sealed but the 6v does so keep it at the proper level with distilled water. Don't let the plates show—new battery time. CAUTION Batteries vent gas while charging. If you charge the batt. next to your winch, the toe line will get acid on it and you will experience line breaks till it is replaced. I cover both my winch and retriever with plastic bags to preserve the line.

What about line? I use 1/16" Nylon braided 195 lbs. test line. This will give you good performance for launching both contest and X-C ships. Consider 195lbs. test minimum. On the retriever it is 80lb. test nylon braided line minimum. Don't skimp on quality here either. Remember the system is only as good as its weakest link. One note about putting on both winch and retriever line, put on more than you are going to need and once you get the line on, run the winch out slowly with the retriever attached then bring it back using the retriever. This will put the new line on both the winch and retriever tight and will eliminate tangles. Within a

couple of launches the line will tangle. Good line is expensive but is well worth it. I try to have fresh line on for both the Annual X-C and SC2 contests. Its always good to have fresh line on for a big contest. I also make sure it is used a few times prior to the contest to make sure the line is on the drums properly. A note about replacement, you will start to experience line breaks at the turnaround area when the line gets old. Cutting out a large portion of this area at that time will extend line life for another month or so.

A word about swivels. Don't use the cheap 50¢ kind. Go to a tackle shop and buy ball bearing swivels. They are about 4-5\$ a piece but last a long time and will swivel under load. You will need three for a proper setup

(see diagram next page.)

So now you have your winch and retriever with new line and freshly charged batteries and off to the field you go. Setup your equipment and before securing the winch have someone launch softly to make sure it is not winding up on one side of the drum. Now secure it and launch again softly to double check. Now you can stand on it.

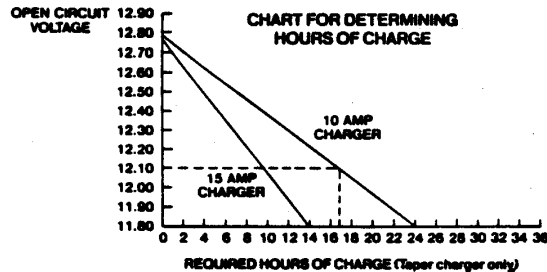
One final note about operating your setup. Half the battle is preparation and setting it up properly. Make sure there are no line twists between the winch and turnaround. This is particularly true if the line breaks and you run down and tie the ends together. Take the time to make sure you have not

If an accurate voltmeter is available, the required time for recharging can be determined more closely. Depending on the actual battery state-of-charge, this may be more or less than the minimum time determined from the built-in indicator.


IMPORTANT: Do not measure open circuit voltage right after recharging the battery. Surface charge may cause a false higher voltage reading. Measure only after battery has been standing with no electrical loads for 24 hours or more.

Determine the hours of charging that will be required. Use an accurate voltmeter to measure the open circuit voltage, then use the chart below to determine how long to charge the battery.

EXAMPLE: If the open circuit voltage is 12.1 volts, find 12.1 volts on the left side of the chart. If a taper charger rated at 10 amps is used, go horizontally across the chart until the line for the 10-amp charger is reached (follow dotted line). From this point, read the required hours of charge directly below on the bottom line (17 hours).



The battery will be fully charged at the end of the time shown on the chart. The green ball should be visible in the built-in indicator. If not, tap the indicator lightly on top to dislodge any trapped air bubbles that might keep the ball from floating into view.



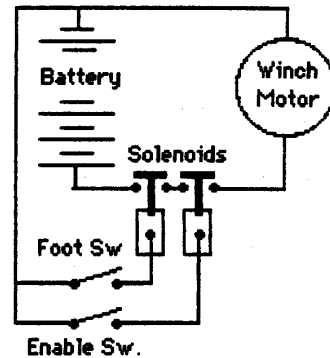
twisted the line or you'll have another break shortly. I have seen many times where a line is twisted on setup or after the line breaks and it just creates more problems. A word about knots. Learn to tie what is called a barrel or blood knot. Don't use any form of half hitches or bowline because they create a big knot and are weaker. The other half of the battle is the operator. Most likely you will learn the ins and outs of your equipment but the rest of the flyers at the field need to learn them as well. Give anyone operating it a little dual instruction so you can fly at ease. Make sure the operator knows what to do if a winch line or retriever line breaks or tangles or if the foot switch sticks on. Once it happens is not the time to figure out what to do.

When you are done for the day take the time to check out all you equipment and fix any problems so it is all ready to go next time. Also the key to not getting kinks in the line is to pull off 100 or so feet off the winch and retriever and have a helper hold the end, now start at the drum and slowly run the line between your thumb and forefinger. This will remove the twists in the line and if done properly the swivel will spin like a tornado. Do this two or three times and the next time you use your equipment there will not be a tendency for it to kink up. Happy launching and retrieving.

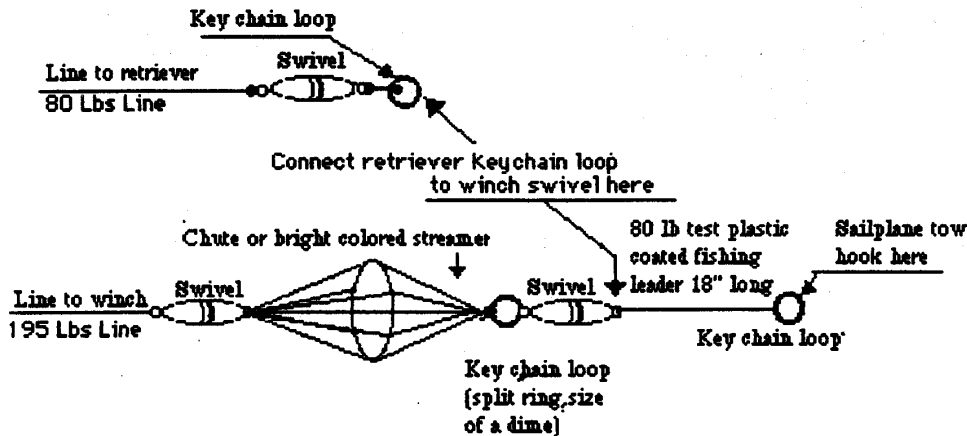
Luc

Safety Switch Setup S.W.S.A. Newsletter

A.J. Huber took the time to try and figure out the chicken scratches I made for him at the meeting and installed a second solenoid with a winchmaster "enable" switch hooked up to it. We felt that this was easier to implement than a knife switch and provides some added



continued






features.

The winch remains "dead" until the winchmaster closes his enable switch. This protects us from someone inadvertently stepping on the switch, or forgetting to get off of it after launch. If one of the solenoids sticks, there is another to break the circuit.

We tried it at the field and it seems to be O.K. The new switch is a hand held "normally open" that only has to be dropped to disable the winch. We will try it for a while, and if it works out we can retrofit out other winches.

The Red Baron



Radio Control Model Hobbies
77 Daily Drive
Camarillo, CA.
(805) 482-0250

C/D's For the Year.

| | |
|----------|------------------|
| Jan 13th | Ed Weisman |
| Feb 10th | Don Northern |
| Mar 10th | Art McNamee |
| Apr 8th | Ed Oldenburg |
| May 12th | Eric Hendrickson |
| Jun 9th | Bob Goldsmith |
| Jul 14th | Terry Koplan |
| Aug 11th | Chuck Griswold |
| Sept 8th | X/C |
| Oct 13th | Richard Hartman |
| Nov 10th | Ralph Morgan |
| Dec 8th | Myles Moran |



League of Silent Flight

P.O. Box 517
Winfield, Illinois 60190 USA

To: LSF Executive Board
P.O. Box 517
Winfield, Illinois 60190

I, _____ (please print), will support the philosophies, concepts and criteria set forth in the Bylaws of THE LEAGUE OF SILENT FLIGHT and give notice herewith of intention to attain Level 1 of the Accomplishments Program, and by so doing earn full recognition and privilege of membership.

(Signature)

Mailing Address: _____

AMA (or other FAI Affiliate) Licence or Membership No. _____

Note: ALL CORRESPONDENCE TO THE LSF MUST INCLUDE AT LEAST \$1.00 IN US STAMPS OR CHECK / M.O. FOR POSTAGE

April 1990

| Sunday | Monday | Tuesday | Wednesday | Thursday | Friday | Saturday |
|--|------------|------------|--------------------|---|------------|---|
| S.W.S.A. Covina 1 | 2 | 3 | 4 | 5 | 6 | T.O.S.S. Fun fly. Help for new fliers and practice for contests Moorpark 7 |
| TOSS MONTHLY CONTEST I.S.S. Riverside H.S.S. Costa Mesa 8 | 9 | 10 | 11 | 12 | 13 | MRCSS Santa Monica monthly contest. 14 |
| P.S.S. Pasadena El Dorado Long Beach 15 | 16 | 17 | 18 | 19 | 20 | 21 |
| SC squared ISS RIVERSIDE CARPOOL call 495 1409 22 | 23 | 24 | TOSS meeting 25 | CASF Monthly Non Meeting Contact Don Northern 523-1018 26 | 27 | Ninth annual ROSEBOWL soaring festival 28th and 29th 28 |
| Weedpatch Bakersfield Pasadena Rosebowl Soaring Festival 29 | 30 | | | | | |

May 1990

| Sunday | Monday | Tuesday | Wednesday | Thursday | Friday | Saturday |
|---|------------|------------|--|------------|------------|---|
| | | 1 | 2 | 3 | 4 | T.O.S.S. Fun fly. Help for new fliers and practice for contests 5 |
| S.W.S.A. Covina H.S.S. Costa Mesa 6 | 7 | 8 | 9 | 10 | 11 | MRCSS Santa Monica monthly contest. 12 |
| TOSS MONTHLY CONTEST I.S.S. Riverside 13 | 14 | 15 | CASF NO MEETINGS MIKE POCKETT. 16 | 17 | 18 | TOSS NIGHT FLY Santa Maria Cross Country Rudy Mullen 805 736 5777 19 |
| P.S.S. Pasadena Santa Maria Cross Country 20 | 21 | 22 | 23 | 24 | 25 | 26 |
| Monthly contest Weedpatch SC squared SULA 27 | 28 | 29 | TOSS meeting 2 30 | 31 | | |

T.O.S.S. Calendar of events. Please contact officers for car pool information



Flash!!!!

The late breaking report from the Masters of Soaring.

This is an invitational event. Only people that have their LSF level V wins or have won a major regional contest can enter. Rather an elite group — yes? Fourteen rounds over two days were run. Well the next time you see these folks tip your hat. Out of the twenty six entries here are the top guns and their aircraft.

More late news

Look in the Los Angeles Magazine, Things to do column, June issue. TOSS is mentioned as a neat thing to do. We already know that.


| | | | |
|----|----------------|------|-------------|
| 1 | Bob McGowan | 1000 | Falcon 800 |
| 2 | Terry Koplan | 997 | Viking |
| 3 | Joe Wurts | 996 | bagged 880 |
| 4 | Chris George | 994 | Original |
| 5 | Don Edberg | 991 | Comero |
| 6 | Craig Foxgord | 986 | Original |
| 7 | Larry Jolly | 986 | Poly 2meter |
| 8 | Fred Weaver | 983 | Falcon 880 |
| 9 | Brian Agnew | 982 | Phoenix 134 |
| 10 | Keith Kendrick | 978 | Original |

NORMALIZED

Max score MAR 2970
Highest T.O.S.S. score MAR 2624

| # | NAME | CLUB | TOTAL | JAN | FEB | MAR |
|----|------------|------|-------|------|------|------|
| 1 | HARTMAN | TOSS | 2623 | 1000 | 881 | 742 |
| 2 | WURTS | TOSS | 1968 | 0 | 1000 | 968 |
| 3 | NORTHERN | TOSS | 1929 | 929 | 0 | 1000 |
| 4 | KOPLAN | TOSS | 1919 | 947 | 971 | 0 |
| 5 | McNAMEE D. | TOSS | 1746 | 0 | 780 | 966 |
| 7 | OLDENBURG | TOSS | 1461 | 892 | 569 | 0 |
| 8 | WEISMAN | TOSS | 1202 | 0 | 320 | 882 |
| 6 | MORAN | TOSS | 926 | 0 | 0 | 926 |
| 13 | GRISVOLD | TOSS | 817 | 0 | 0 | 817 |
| 9 | McNAMEE | TOSS | 744 | 0 | 0 | 744 |
| 14 | NIBLEY | TOSS | 690 | 690 | 0 | 0 |
| 10 | TURNER | ?? | 631 | 0 | 0 | 631 |

EASTFIELD BOOMERS
Pancho Morris, Editor



2 METER CONTEST
NORMALIZED TO 1000

| | NAME | CLUB | TOTAL | JAN | FEB | MAR |
|---|------------|------|-------|------|------|-----|
| 1 | OLDENBURG | TOSS | 1732 | 1000 | 732 | 0 |
| 2 | MORGAN | TOSS | 1279 | 619 | 660 | 0 |
| 3 | WURTS | TOSS | 1000 | 0 | 1000 | 0 |
| 4 | McNAMEE D. | TOSS | 869 | 0 | 869 | 0 |

SPORTSMAN CLASS NORMALIZED TO 1000

| | | TOTAL | JAN | FEB | MAR |
|---|-----------|-------|------|------|--------|
| 1 | BUTKOVIC | PSS | 1918 | 918 | 0 1000 |
| 2 | IMES | SCSA | 1000 | 1000 | 0 0 |
| 3 | GOLDSMITH | TOSS | 1206 | 823 | 383 0 |
| 4 | LEAL | TOSS | 755 | 0 | 0 755 |
| 5 | MORGAN | TOSS | 1543 | 714 | 828 0 |

TOSS Active Roster 1990

| last | first | phone | street | city | st. | zip | frequencies |
|----------------|-------------|--------------|----------------------------|---------------|-----|-------|----------------------|
| BUZOLICH | NICK | 714 854 3689 | 19366 SIERRA BELLO RD. | IRVINE | CA | 92715 | 22 42 44 50 |
| ELLIS | JOHN | 805 388 5674 | 1961 VIA MONTECITO | CAMARILLO | CA. | 93010 | 56 |
| GOLDSMITH | BOB | 805 529 2441 | 12792 WINTER AVE. | MOORPARK | CA. | 93021 | 16,24,40,48, |
| GRISWOLD | CHUCK | 805 495 1409 | 1646 LA JOLLA DR. | THOUSAND OAKS | CA. | 91362 | 56,38,22,54,26, |
| HARTMAN | RICHARD | 805 488 6136 | 1852 SANFORD ST | OXNARD | CA | 93033 | 44,46,48,52,54,56 |
| HENDRICKSON | ERIC | 805 493 4210 | 2486 CHAUCER PL. | THOUSAND OAKS | CA. | 91362 | 22,24,26,30 |
| HOLLOWAY | GREG | 805 483 8170 | 1853 IVES AVE. #162 | OXNARD | CA. | 93033 | 48,50 |
| KOPLAN | TERRY | 818 889 6984 | 30434 W. RAINBOW CREST DR. | AGOURA HILLS | CA. | 91301 | 40, 56.-- |
| LEAL | MICHAEL | 805 529 7535 | 844 CHARLES ST. | MOORPARK | CA | 93021 | 20,24,28 |
| LOE | DAVID | 805 644 1527 | 5961 CANNON CT. | VENTURA | CA. | 93003 | 24 |
| McNAMEE | ART | 818 362 2822 | 14950 YOUNGDALE PL. | SAN FERNANDO | CA | 91342 | 53.0 ,40 |
| McNAMEE | DON | 805 526 3145 | 2291 N. HIETTER | SIMI VALLEY | CA | 93063 | 26,54 |
| MICHETSCH | BERT | 818 991 0666 | 6012 COLODNY DR | AGOURA HILLS | CA | 91301 | 40,44,46,48 |
| MICHITSCH | GLENN | 818 991 0666 | 6012 COLODNY DR. | AGOURA HILLS | CA | 91301 | 40,44,46,48, |
| MICHITSEH | ROBERT | 818 991 0666 | 6012 COLODNY DR. | AGOURA HILLS | CA. | 91301 | 40,44,46,48 |
| MORAN | MYLES | 818 882 4687 | 10428 OSO AVE. | CHATSWORTH | CA. | 91311 | every one known |
| MORGAN | RALPH | 805 484 7728 | 2120 GORMAN STREET | CAMARILLO | CA | 93010 | 32 38 40 42 46 50 56 |
| NIBLEY | BILL | 805 526 6754 | 2106 LATHAM ST. | SIMI VALLEY | CA. | 93065 | 44 |
| NORTHERN | DON | 805 523 1018 | 3977 WILLOWCREEK Ln. | MOORPARK | CA | 93021 | 40,48,52 |
| OLDENBURG | ED | 805 497 7463 | 951 WARWICK AVE. #A2 | THOUSAND OAKS | CA | 91360 | 53.3 |
| ONSTAD | BOB | 501 389 6203 | P.O. BOX 287 | HATFIELD | AR. | 71947 | |
| PUCKETT | MIKE, LINDA | 805 499 9557 | 1350 ALESSANDRO DR. | NEWBURY PARK | CA | 91320 | 20,50,40 |
| STERN | MICHAEL | 805 492 8452 | 745 LYNNMERE DR. | THOUSAND OAKS | CA. | 91360 | ??? |
| SWET | BOB | 805 388 9619 | 2600 PONDEROSA DR. APT.15 | CAMARILLO | CA | 93010 | 42,54 |
| VAN HAMERSVELD | JOHN | 805 492 5904 | 2826 N MARIETTA CIRCLE | THOUSAND OAKS | CA. | 91360 | 28 32 40 46 50 |
| VICKERS | DON | 818 792 5612 | 3310 DEL VINA | PASADENA | CA | 91107 | 38, 6 METER |
| WEISMAN | EDGAR | 805 496 0611 | 752 CAMINO VALLES | THOUSAND OAKS | CA | 91360 | 32,40,52 |
| WIECHERT | JIM | 805 526 3327 | 1791 GLENVIEW AVE | SIMI VALLEY | CA. | 93063 | 16 |
| WILLIS | BEN | 805 496 7404 | 196 QUAILS TRAIL | THOUSAND OAKS | CA | 91361 | 22 |